

ARIENS|CO

NEW
MOW
ING 26
SEASON



ARIENS®

AriensCo GmbH | Ellwanger Straße 15 | 74424 Bühlertann | Germany | www.ariens.eu



THE NEW ZERO TURN

THE NEW SUMMIT PRO SERIES

The pinnacle of zero-turn performance! Ariens introduces its fleet star to Europe: the all-new Ariens Summit Pro.

ROAD HOMOLOGATION KIT

Municipal users need road homologation approval. Now available for the ZENITH and ZENITH E.

THE PINNACLE OF ZERO-TURN PERFORMANCE!

ARIENS INTRODUCES ITS FLEET STAR TO EUROPE: THE ALL- NEW **SUMMIT PRO.**

WHEN IT COMES TO EFFICIENCY, SERVICE PROVIDERS HAVE THE BEST INSTINCTS.

Private users enjoy having a well-tended lawn and driving their ride-on mower. It's fun. For the service provider, fun turns into work. In a seasonal business like lawn care, reliable equipment is essential. Frequent breakdowns and poor performance lead to stress, lost time, and added expenses. The ARIENS SUMMIT PRO series stands as Ariens' most successful fleet machine, trusted by professional service providers worldwide for its unmatched reliability. It's not uncommon for these mowers to deliver between 500 and 1,000 hours of performance each season.

THE MACHINE MUST RUN DURING THE SEASON!

The most important requirements of a service provider for its mower are the same everywhere...

- Robustness
- Operator comfort
- Long service life
- Low downtime and long service intervals
- Extended manufacturer's warranty

DEVELOPED AND DESIGNED ACCORDING TO THE REQUIREMENTS AND NEEDS OF SERVICE PROVIDERS.

For us, "HEAVY-DUTY" is the ultimate in stability and robustness. Maximum durability, a flawless cut, and exceptional driving comfort come together in the new ARIENS SUMMIT PRO Series. The choice is yours – but no matter which model you select, every ARIENS SUMMIT PRO will elevate your fleet. Your team won't want to work without it. Guaranteed.

5-YEAR COMMERCIAL MANUFACTURER'S WARRANTY

The ARIENS SUMMIT PRO 300 models come with a manufacturer's warranty of **5 years or 1,250 hours***, the Ariens Summit Pro 500 models come with a manufacturer's warranty of **5 years or 1,500 hours***. No hour limit for the first two years. The general warranty conditions of AriensCo GmbH apply.

UP TO 50% TIME SAVING.

With an Ariens zero-turn mower, you save time at every turn and at every obstacle. Grass collection and disposal are not necessary, saving time and effort.

Maximum area performance:

Model **348** at 14.5 km/h: **17,800** m²/hr.
Model **352** at 14.5 km/h: **19,000** m²/hr.
Model **360** at 14.5 km/h: **22,200** m²/hr.
Model **560** at 16.0 km/h: **24,600** m²/hr.
Model **572** at 16.0 km/h: **29,500** m²/hr.

Which cutting width is suitable for your applications?

- 48"** Practical size for transport and for small structured, undulating areas with narrow passages.
- 52"** Universal all-round size with good area performance.
- 60"** High area performance and mowing close to the edge of obstacles and under bushes.
- 72"** Extreme area performance for the largest areas.

THE NEW ARIENS SUMMIT PRO SERIES: YOU CAN'T GO WRONG—ONE OF THEM IS SURE TO BE THE PERFECT FIT.



SUMMIT PRO SERIES

SUMMIT PRO 300

COMFORT AND DURABILITY, METRE AFTER METRE AFTER METRE...

Mowing at the highest level thanks to innovative functions and superior cutting performance.

Powered by
Kawasaki



5 YEAR
OR 1250 HOURS
WARRANTY* NO HOUR LIMIT FOR FIRST TWO YEARS



SUMMIT PRO 500

A TRUE PROFESSIONAL MOWER FOR SERVICE PROVIDERS.

This is a mower for professionals who demand maximum durability, a consistent cutting pattern, top performance and superior comfort.

5 YEAR
OR 1500 HOURS
WARRANTY* NO HOUR LIMIT FOR FIRST TWO YEARS

Powered by
Kawasaki



* The current warranty conditions of AriensCo GmbH apply.

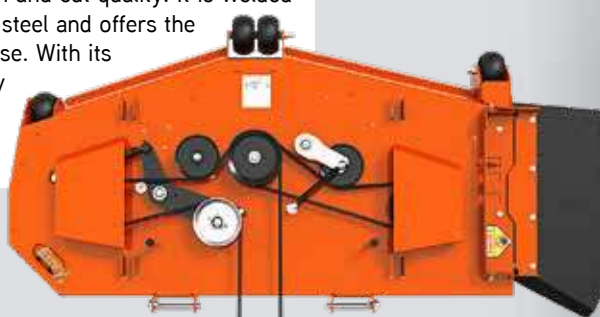
SUMMIT PRO SERIES

NEW HIGH-PERFORMANCE BLADE SPINDLES.

The new blade spindles of the ARIENS SUMMIT PRO models are made of cold-forged aluminium. They are particularly resistant to vibration and dissipate any heat generated. They are each equipped with two double ball bearings. The entire unit is sealed to prevent corrosion caused by moisture and dirt. Maximise service life and minimise downtime.

**NEW ARIENS ENVY-PRO MOWER DECK.**

The deck has been completely redesigned for the best possible grass distribution and cut quality. It is welded from 4.6 mm thick sheet steel and offers the robustness for years of use. With its great depth, it is perfectly suited for the installation of the optional mulch kit.

**ULTRA-SMOOTH MOWING, EVERY TIME.**

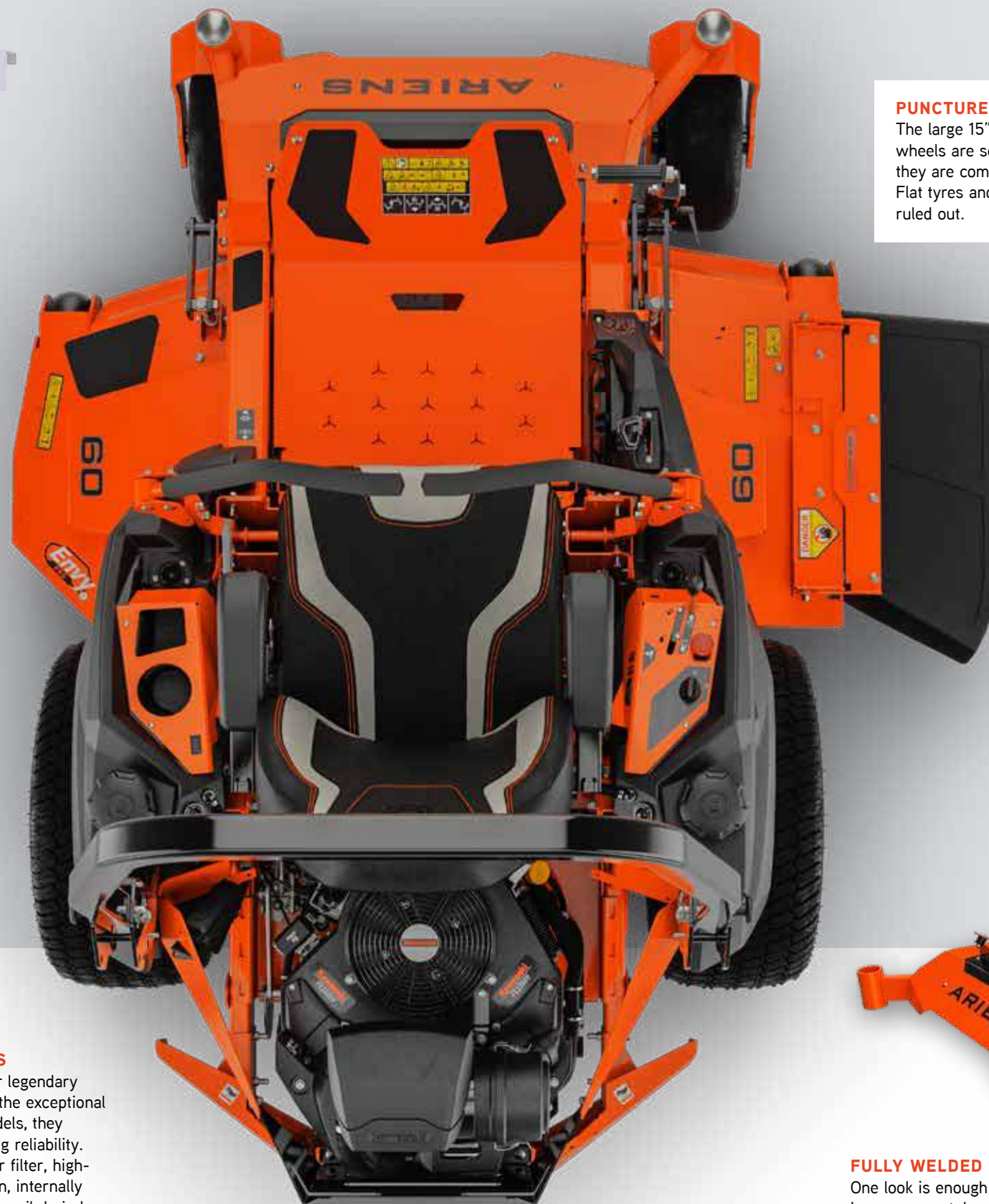
The high-quality PARKER® hydrostats are known for their smooth response when changing from forwards to reverse. In combination with the large 24" or 26" wheels, they offer maximum driving comfort and reduce wheel spin during turning manoeuvres.

IT TAKES TIME TO CHANGE THE OIL.

Extra-long oil change intervals for the hydrostats avoid inconvenient workshop visits during the season.

**PREMIUM KAWASAKI® FX ENGINES**

Kawasaki engines are renowned for their legendary durability and performance. Paired with the exceptional design of the ARIENS SUMMIT PRO models, they deliver unmatched power and long-lasting reliability. 852 cm³ displacement, V-twin, double air filter, high-performance oil cooler, electronic ignition, internally ventilated twin carburettor, metal housing, oil drain hose and cleaning openings deliver full power at all times. Oil change every 100 hours.

**PUNCTURE-PROOF FRONT WHEELS.**


The large 15" and 360° swivelling front wheels are semi-pneumatic. This means that they are completely filled with rubber foam. Flat tyres and loss of pressure are therefore ruled out.

**CONVENIENT CUTTING HEIGHT ADJUSTMENT.**

A rotary wheel allows easy height adjustment between 2.5 and 13 cm. Spring-loaded foot pedal for easier lifting of the mower deck.

**LARGE 48 LITRE TANK.**

Constantly refilling the tank costs time and energy. That's why all ARIENS SUMMIT PRO models have an extra-large 48-litre tank to account for long working days.

**FULLY WELDED TUBULAR FRAME.**


One look is enough to recognise its stability and strength. Large square tubes are seamlessly joined to create a solid, durable frame.

SUMMIT PRO SERIES


SUMMIT PRO 300

COMMERCIAL PARKER® HYDROSTATS.

The professional Parker® HTJ hydrostats reach a top speed of 17 km/h and have a high-performance 12 cm³ pump. The filters are easily accessible from the rear for easy maintenance. They are fully integrated hydrostats with few components. This minimises the risk of oil loss and enables easy maintenance.

**POWERFUL PREMIUM KAWASAKI® FX 801V ENGINE.**

High-quality components and materials for lawn care on a large scale.

**FULL-SUSPENSION SEAT.**

The integrated, mechanical seat suspension of the ARIENS SUMMIT PRO 300 series can be precisely adjusted to the weight of the rider. The armrests can be adjusted in height and are foldable. The adjustable lumbar support is essential for protecting the back.


LARGE 24" WHEELS.

Large drive wheels are essential for riding comfort. With a diameter of 24 inches, 61cm, they can be ridden with low air pressure for high suspension comfort. Uneven terrain is effectively smoothed out. Driving over curbs is easier and gentler on both the rider and machine.

SUMMIT PRO 500

PREMIUM PARKER® HYDROSTATS

Parker® HTG hydrostats reach a top speed of 24 km/h and have a 16 cm³ high-performance pump. The filters are easily accessible from the rear for easy maintenance. The Parker® TG™ gerotor motor works particularly efficiently. This saves energy and delivers up to 10 % more motor power to the blades.

**MIGHTY 26" WHEELS.**

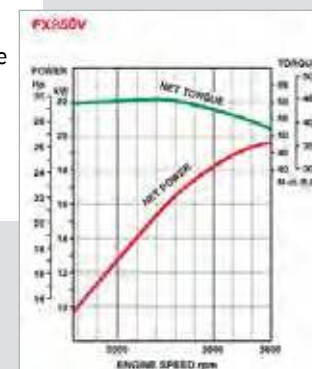
The bigger, the better. Drive wheels are essential for riding comfort. With a diameter of 26 inches, 66 cm, they can be ridden with particularly low air pressure for high suspension comfort. Uneven terrain is effectively smoothed out. Driving over curbs is easier and gentler on both the rider and machine.

**COMFORTABLE RUBBER ISOLATED FOOT PLATE.**

The angled footrest of the ARIENS SUMMIT PRO series is lined with rubber, limiting vibration to the operator. Less vibration means less fatigue and more relaxed working.

POWERFUL PREMIUM KAWASAKI® FX 850V ENGINE.

Uniform torque curve and double filter for performance and durability at the highest level.

**AIR-RIDE COMFORT SEAT.**

By pressing a switch, you can adjust the air suspension of the Ariens AIR-RIDE seat exactly to your requirements. Special vibration isolators shield the entire seat from vertical shocks. The extra high seat backrest, the adjustable armrests, the extra thick padding and the integrated lumbar support offer maximum seating comfort.

SUMMIT PRO SERIES

PRACTICAL AND CUSTOMISED OEM ACCESSORIES**

**MULCHING KIT WITH BLADES**

When using the optional mulching kit, baffles are screwed into the prepared mower deck and form separate mulching sections in the deck. The material being mowed is finely shredded and remains on the surface.

SUMMIT PRO 300 & 500

**LAWN STRIPING - KIT**

Creates an appealing striped look, just like on a football pitch.

SUMMIT PRO 300 & 500

**TRAILER HITCH**

Robust device for pulling a practical trailer.

SUMMIT PRO 300 & 500

**"TWEELS" AIR-LESS REAR WHEEL KIT**

High mileage of up to four standard tyre sets. Excellent suspension comfort and full puncture protection.

SUMMIT PRO 300 & 500

**"TWEELS" AIR-LESS FRONT WHEEL KIT**

High mileage of up to four standard tyre sets. Makes it easier to drive over curbs. Excellent suspension comfort and full puncture protection.

SUMMIT PRO 300 & 500

**HIGH PROFILE "BAR TYRE" WHEEL KIT**

For increased traction on wet soils. Agricultural tread.

SUMMIT PRO 300

**ELECTRIC DECK LIFT KIT**


You can adjust the deck at the touch of a button. Either to the highest transport position or to your set cutting height. Replaces the foot pedal.

SUMMIT PRO 300 & 500

**OPERATOR-CONTROLLED SIDE DISCHARGE.**

Adjust the throw range of the side discharge during mowing. Close it completely if necessary.

SUMMIT PRO 300 & 500

**AIR-RIDE SEAT.**

Standard air suspension seat of the Summit Pro 500 for retrofitting to the Summit Pro 300. Experience cloud-like comfort every time you mow.

SUMMIT PRO 300

**ENTRY ASSIST HANDLE KIT**

Practical metal bar with handle makes it easier to get on and off the machine regularly.

SUMMIT PRO 300 & 500

**12 VOLT OUTLET SOCKET**

Charge your mobile phone using the optional charging socket.

SUMMIT PRO 300 & 500

**LED HEADLIGHT - KIT**

Two extra bright front lights. With switch. Easy installation thanks to existing wiring.

SUMMIT PRO 300 & 500

TECHNICAL DATA**

MODEL	SUMMIT PRO 300			SUMMIT PRO 500	
	SUMMIT PRO 348	SUMMIT PRO 352	SUMMIT PRO 360	SUMMIT PRO 560	SUMMIT PRO 572
CUTTING WIDTH	48" 122 cm	52" 132 cm	60" 152 cm	60" 152 cm	72" 183 cm
MAX. AREA COVERAGE	17,800 m ² /h	19,000 m ² /h	22,200 m ² /h	24,600 m ² /h	29,500 m ² /h
ENGINE	Kawasaki FX801V			Kawasaki FX850V	
DISPLACEMENT	852 cm ³			852 cm ³	
ENGINE TYPE	4T, V-Twin, OHV, air cooled			4T, V-Twin, OHV, air cooled	
MAX. POWER AT 3.600 RPM	19 kW (25.5 hp)			20 kW (27 hp)	
MAX. TORQUE	60.1 Nm / 2.400 U./min.			60.8 Nm / 2.400 U./min.	
AIR FILTER	twin air filter			twin air filter	
MOWING DECK	ENVY-PRO, fabricated 4.6 mm steel, side discharge			ENVY-PRO, fabricated 4.6 mm steel, side discharge	
MULCHING KIT	optional			optional	
BLADE SPINDLES	New PRO-SPINDLES, cold forged aluminium, serviceable, double ball bearings			New PRO-SPINDLES, cold forged aluminium, serviceable, double ball bearings	
CUTTING HEIGHT	2.5 - 12.7 cm			2.5 - 14 cm	
CUTTING HEIGHT ADJUSTMENT	18 step, per rotary wheel			18 step, per rotary wheel	
DECK LIFT	adjustable footpedal, spring loaded			adjustable footpedal, spring loaded	
SPEED FORWARD	17.7 km/h			24.1 km/h	
SPEED BACKWARD	8.0 km/h			9.6 km/h	
DRIVER SEAT	Adjustable. Mechanical full suspension, adjustable rider weight, arm rest and lumbar support			Adjustable. Air Ride, pneumatic full suspension, electrically adjustable to the rider's weight. Vibration isolators, arm rests and lumbar support	
FRONT WHEELS	15 x 6-6 semi-pneumatic, puncture-proof			15 x 6-6 semi-pneumatic, puncture-proof	
BACK WHEELS	24 x 12-12			26 x 12-12	
RECOMMENDED AIR PRESSURE	0.8 - 1.0 bar			0.8 - 1.0 bar	
TANK CAPACITY	48 Liter			48 Liter	
HYDROSTATS	Parker HTJ „Commercial“ with 12 cm ³ pump			Parker HTG „Heavy Duty“ with 16 cm ³ pump	
LENGTH	211 cm			214 cm	219 cm
WIDTH WITH SIDE DEFLECTOR	160 cm	170 cm	191 cm	191 cm	221 cm
WIDTH WITH MULCHING KIT	130 cm	140 cm	160 cm	160 cm	191 cm
HEIGHT WITH ROPS SET UP	193 cm			196 cm	
HEIGHT WITH ROPS FOLDED	122 cm			125 cm	
WEIGHT	approx. 591 kg	approx. 603 kg	approx. 615 kg	approx. 675 kg	approx. 717 kg
BLADE CLUTCH	electric, with brake			electric, with brake	
OTHER	ROPS, hour meter, cupholder			ROPS, hour meter, cupholder	
WARRANTY	5 year or 1,250 hours*			5 year or 1,500 hours*	
MODEL #	992331	992333	992332	992334	992335

* The current warranty conditions of AriensCo GmbH apply.

** Technical changes and errors excepted. Definitive details will not be available until the 2026 catalogue is published. No claims can be derived from illustrations and details.



SUMMIT PRO SERIES



VIDEO SUMMIT PRO



72" 183 cm

GET OUT OF THE LEGAL GREY ZONE **AND INTO** **PUBLIC TRAFFIC.**

See and be seen safely with the new Ariens road homologation lighting kit.

The municipal use of lawn tractors and zero-turns requires the use of road homologated equipment when switching between mowing areas and when using public paths and roads. Otherwise, the machine must be loaded and may not be moved on its own axle.

THE MAIN ELEMENTS OF THE ARIENS ROAD HOMOLOGATION LIGHTING KIT ARE:

- Operating and control unit in the driver's field of vision, on the control lever
- Full lighting system at the front and rear with ECE labelling
- Front and rear indicators
- Licence plate holder
- Licence plate lighting
- Speed sign
- Warning light
- Reflectors
- Horn

MODEL AVAILABILITY:

The road homologation kit is available for the Ariens ZENITH and ZENITH E model series.

INSTALLATION / RETROFITTING:

The road homologation lighting system is retrofitted by a specialist dealer. The road kit is not offered as standard.

APPROVAL IN GERMANY:

The TÜV approval and sample certificate available for the ZENITH make it easier for the dealer to obtain approval from the local TÜV authorities. Individual national authorisation must be obtained for the ZENITH E, without a sample certificate.

APPROVAL IN EUROPE:

In Europe, each country issues its own national road traffic regulations and laws. The ECE labelling of the components of the Ariens road lighting kit is accepted in every European country. The necessary individual approval is carried out individually.

